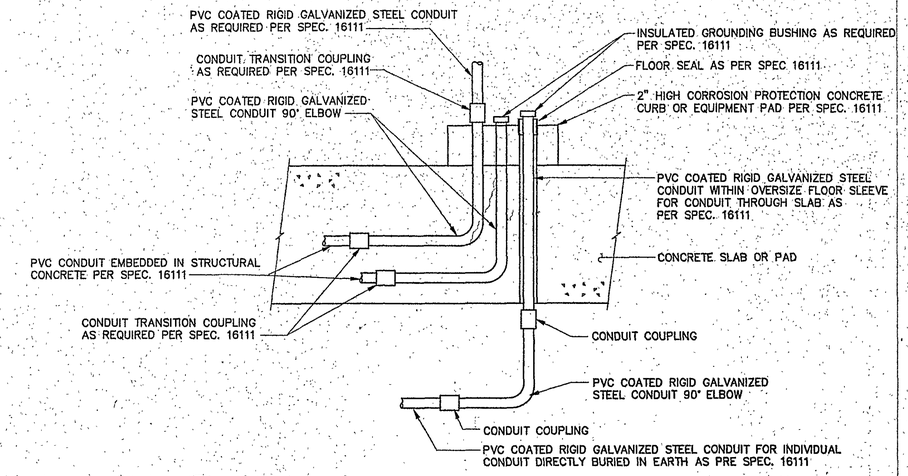

TYPICAL EMBEDDED CONDUIT DETAIL AND CONDUIT CORROSION PROTECTION DETAIL

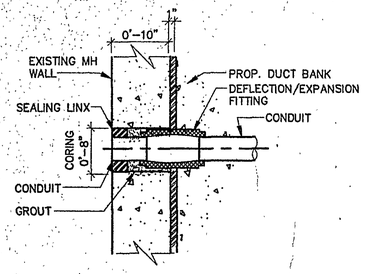

WALL CORING DETAIL

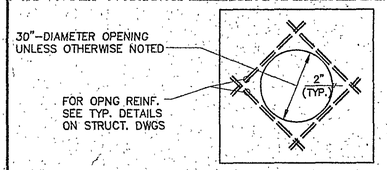

ROOF PLAN

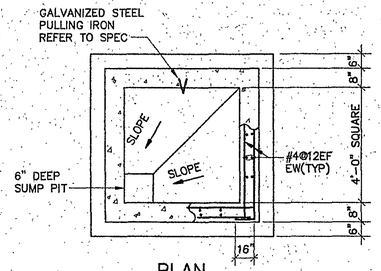

PLAN

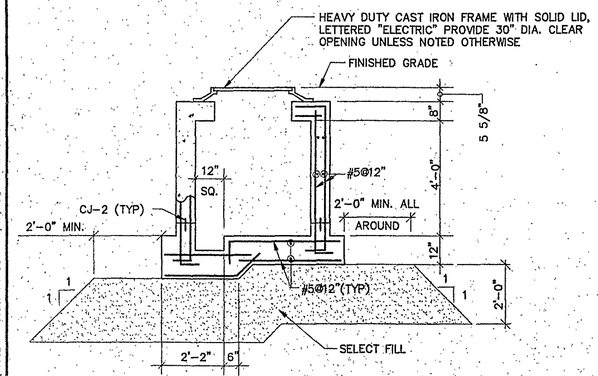

SECTION

TYPICAL HANDHOLE

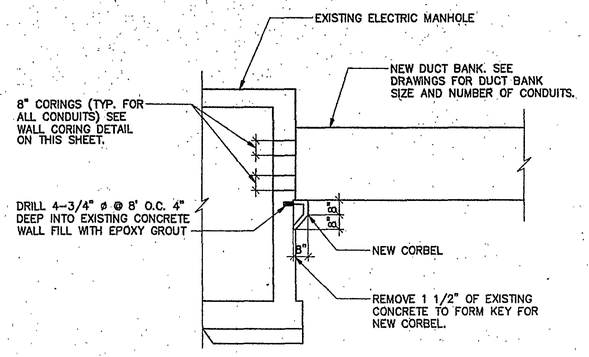

NOTE:
ALIGN CENTERS OF 8' CORINGS WITH CENTERS OF CONDUITS OF ELECTRIC DUCT BANK.

CONNECTION TO EXISTING ELECTRICAL MANHOLE
SCALE: 3/8"=1'-0"

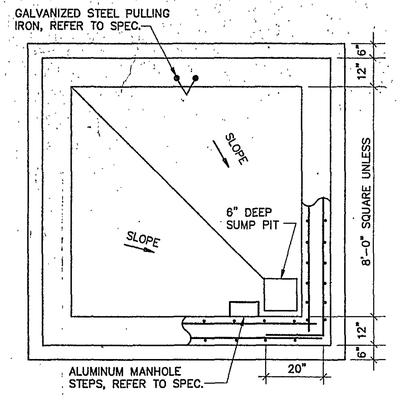

PLAN

NOTES:

1. COORDINATE ALL MANHOLE & HANDHOLE OPENINGS WITH THE DUCT BANK ACTUAL CONFIGURATION & ELEVATION.
2. PROVIDE END BELL FITTINGS FOR DUCT ENTRANCE AT MANHOLES & HANDHOLES.
3. SLOPE DUCT BANKS 3" PER 100' TOWARD MANHOLES & HANDHOLES.
4. PROVIDE EXPANSION/DEFLECTION FITTINGS (NOT SHOWN ON DRAWINGS) IN ACCORDANCE WITH THE REQUIREMENTS SPECIFIED IN SPEC. SECTION 16114.
5. SEE TYPICAL DETAIL SHEETS ON STRUCTURAL DRAWINGS FOR CONCRETE GENERAL NOTES & DETAILS.

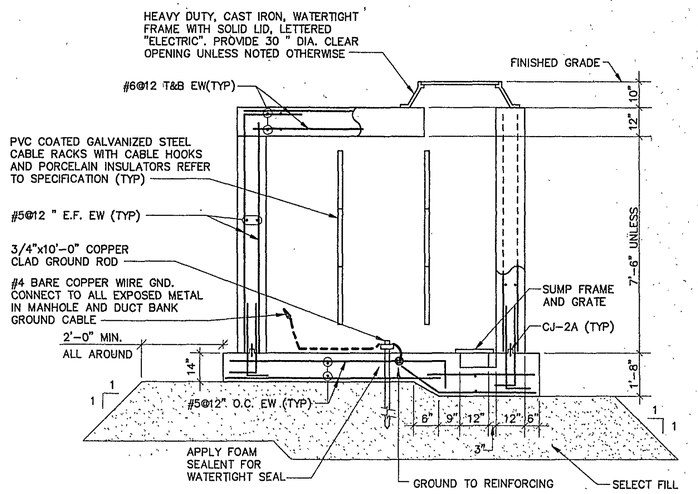

SECTION

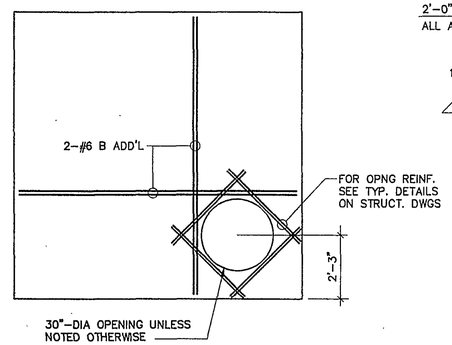

ROOF PLAN

TYPICAL MANHOLE

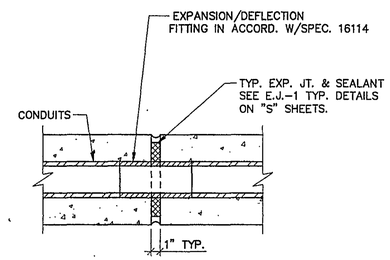

EXPANSION/DEFLECTION FITTING WITHIN UNDERGROUND DUCT BANK

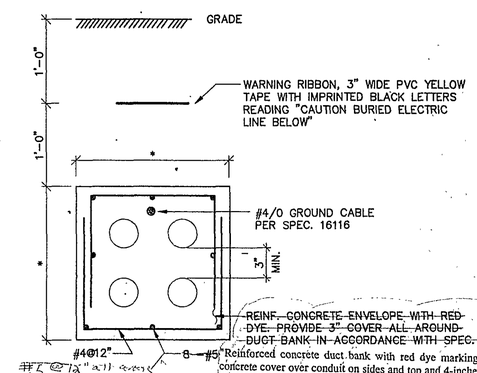

"Reinforced concrete duct bank with red dye marking. Provide 3-inches of concrete cover over conduit on sides and top and 4-inches of cover on bottom of duct bank. See Specification Section 16116 for additional details."

DUCT BANK

TYPICAL DUCT BANK DETAILS

FOR CONFIGURATIONS AND DUCT ASSIGNMENTS REFER TO PLAN DRAWINGS.
* - DIMENSION VARIES REFER TO PLAN DRAWINGS. DIMENSIONS SHOWN ARE APPROXIMATE

RECORD DRAWINGS

7361 0060028686 \L\ACAD\PROJ\0060028\\0060E711 Scale: 1:1 Date: 05/06/1997 Time: 15:38

COMMONWEALTH OF VIRGINIA
TADEUSZ L. KOZIOL
No. 030171
5/6/97
PROFESSIONAL ENGINEER

MALCOLM PIRNIE
11832 Rock Landing Drive, Suite 400
Newport News, Virginia 23606

REVISIONS			
NO.	BY	DATE	REMARKS

DES TK
DWN TK
CKD FAS

ROANOKE VIRGINIA, CHARTERED 1882

CITY OF ROANOKE, VIRGINIA
WATER POLLUTION CONTROL PLANT UPGRADE AND EXPANSION

ELECTRICAL
MANHOLES, HANDHOLES AND DETAILS

SCALE: NONE

COPYRIGHT © 1997
MALCOLM PIRNIE, INC.

DATE MAY 1997
E SHEET 36 OF 36
CAD REF. NO. 0060E711