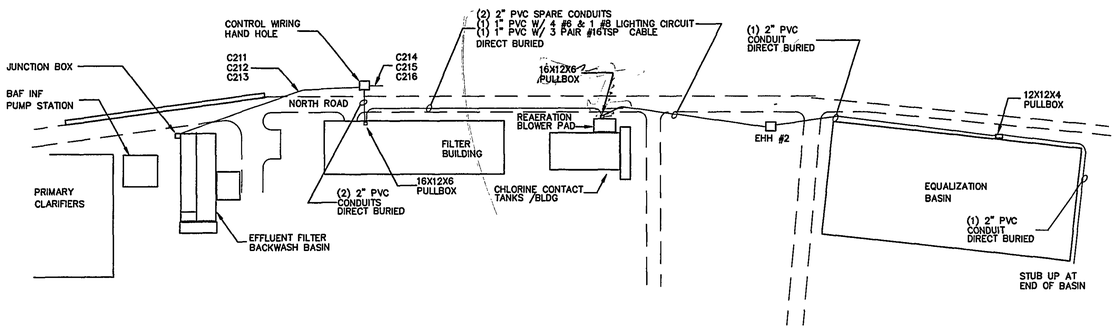

CONDUIT SYSTEM – NORTH ROAD

NTS

CONDUIT/CABLE SCHEDULE					
Designation	Conduit Size	Cable Type	From	To	Remarks
A		1-PAIR # 16 SHLD	LT-14 BASIN 1	RAW SEWAGE PUMP RM	LEVEL TRANSMITTER
B		1-PAIR # 16 SHLD	LT-16 BASIN 2	RAW SEWAGE PUMP RM	LEVEL TRANSMITTER
C		1-PAIR # 16 SHLD	EFFLUENT FLOW METER	RAW SEWAGE PUMP RM	FLOW TRANSMITTER
D		7/C #19/25	ALARM - CLARIFIERS	RAW SEWAGE PUMP RM	
E		7/C #19/25	FV-5 IN VALVE VAULT	RAW SEWAGE PUMP RM	VALVE OPERATOR
F		7/C #19/25	FV-6 IN VALVE VAULT	RAW SEWAGE PUMP RM	VALVE OPERATOR
G		5/C #19/25	FV-4 IN VALVE VAULT	RAW SEWAGE PUMP RM	VALVE OPERATOR
H		1-PAIR # 16 SHLD	FL-4 IN VALVE VAULT	RAW SEWAGE PUMP RM	FLOW INDICATOR
J		1-PAIR # 16 SHLD	FT-7 IN VALVE VAULT	RAW SEWAGE PUMP RM	FLOW TRANSMITTER
K		7/C #19/25	VALVE FV-7	RAW SEWAGE PUMP RM	VALVE OPERATOR
Y		(6) 1-PAIR #16 SHLD	FV-4 IN VALVE VAULT	RAW SEWAGE PUMP RM	
C-202	2"	EXIST 3/C #4 EXIST 3/C #8	J.B. IN VALVE VAULT CHLORINE CNTCT BASIN	480V PNL AT CHLORINE BLDG 480V PNL AT CHLORINE BLDG	
C-203	1-1/2"	(3) #3 XHHW CU & (1) #8 GND (3) #8 XHHW CU & (1) #8 GND	J.B. IN VALVE VAULT CHLORINE CNTCT BASIN		
C-204	3"	CABLE TYPES D,E,F,G,K; (4) 7#/C #12 STRANDED SO CABLE (1) 5/C #12 STRANDED SO CABLE			
C-205	2"	CABLE TYPES A,B,C,H,J,Y; (11) 1 PAIR #16 SHLD			
C-206	1-1/4"	2 SETS OF (3) #8 XHHW CU & (1) #8 GND	J.B. PRIM SETTLING BASIN	480V PNL AT CHLORINE BLDG 208V PNL AT CHLORINE BLDG	
C-207	1-1/2"	(3) #3 XHHW CU & (1) #8 GND (3) #8 XHHW CU & (1) #8 GND (3) #8 XHHW CU & (1) #8 GND			
C-208	3/4"	(3) #8 XHHW CU & (1) #8 GND			
C-209	3"	EXISTING CABLES A,B,C,H,J,Y			
C-210	3"	EXISTING CABLES D,E,F,G,K			
C-211	1-1/4"	(3) #4 XHHW CU & (1) #8 GND	J.B. IN VALVE VAULT CHLORINE CNTCT BASIN	480V PNL AT CHLORINE BLDG	
C-212	3"	CABLE TYPES D,E,F,G,K; (4) 7/C #12 STRANDED SO CABLE (1) 5/C #12 STRANDED SO CABLE			
C-213	2"	CABLE TYPES A,B,C,H,J,Y (11) 1 PAID #16 SHLD			
C-214	1-1/4"	EXISTING 3/C #4			
C-215	2"	EXISTING CABLES A,B,C,H,J,Y			
C-216	3"	EXISTING CABLES D,E,F,G,K			

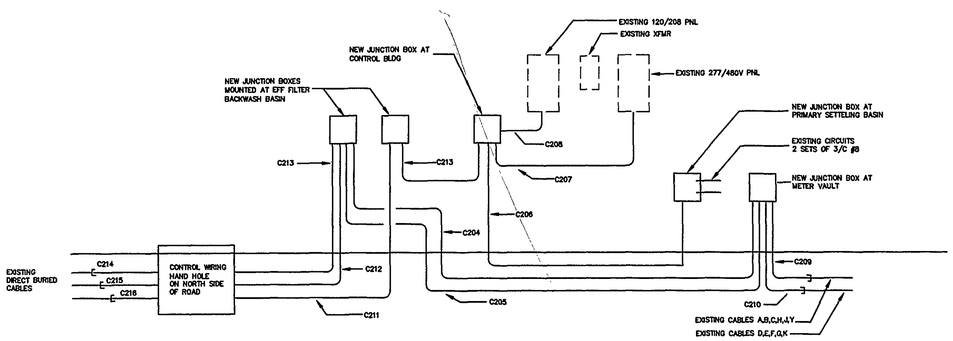

UNDERGROUND CABLE RELOCATION @ BAF PUMP STATION AND ACROSS THE NORTH ROAD

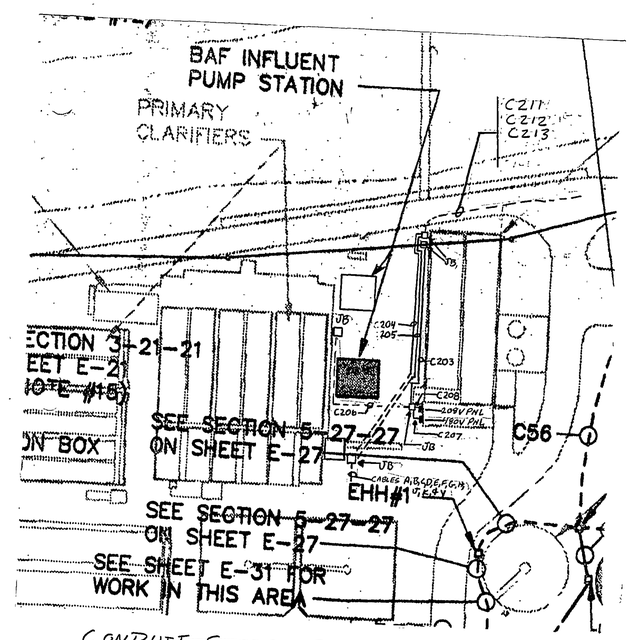

CONDUIT SYSTEM @ BAF PUMP STATION

NTS

RECORD DRAWINGS

REF: 0060E677 15 5.00

KEY PLAN

NO	DESCRIPTION	DATE

REVISIONS

NOTES

SEAL

G. J. HOPKINS, INC.

MECHANICAL & ELECTRICAL CONTRACTORS
P.O. BOX 12467
ROANOKE, VIRGINIA 24025
PHONE: 540-982-1873 FAX: 540-982-0055

DESIGNED BY	DRAWN BY
DV	DV
CHECKED BY	APPROVED BY
DV	DV

PROJECT

ROANOKE
Water Pollution Control Plant
Roanoke, VA

DRAWING TITLE

CONDUIT SYSTEM N. ROAD AND BAF PUMP STATION

ELECTRICAL PLAN

JOB NUMBER	DATE
377	1/30/2000

SHEET NUMBER

E-