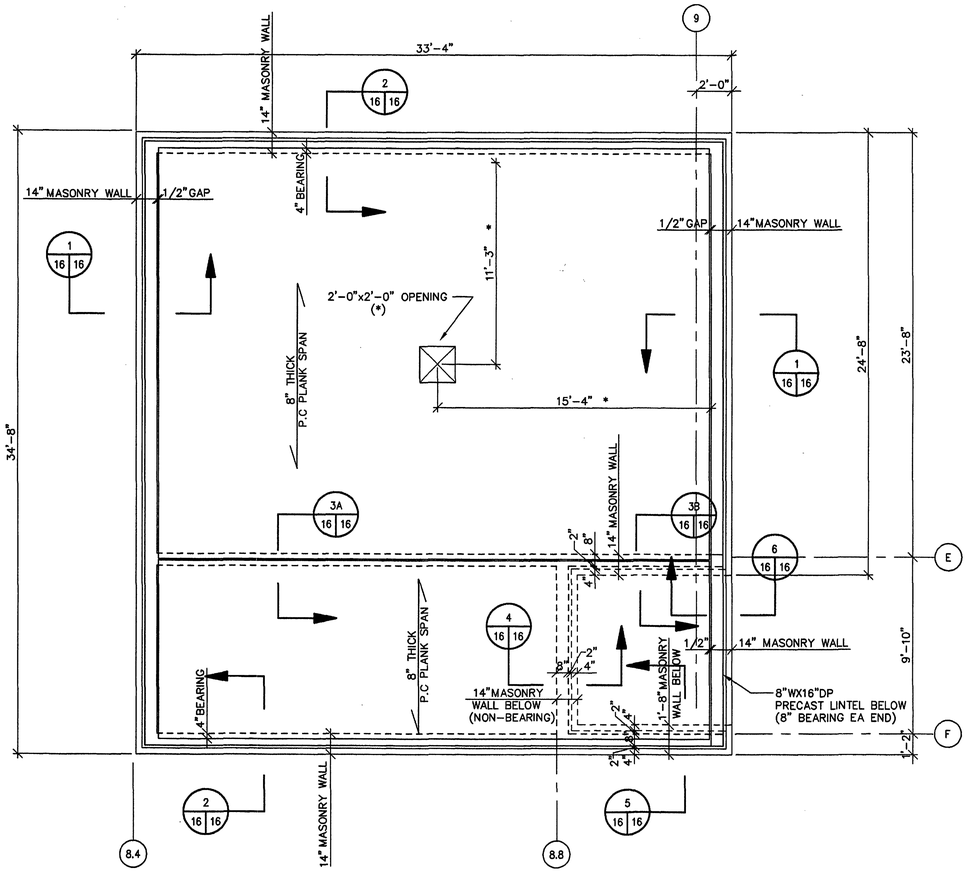

ROOF PLAN

SCALE: 1/4" = 1'-0"

NOTES
1. DESIGN SUPERIMPOSED LOAD ON PLANKS = 65 PSF PLUS EQUIPMENT WEIGHTS.
2. MASONRY WALL DETAILS, SEE "M" DWGS.
3. * INDICATES DIMENSIONS TO BE COORDINATED WITH EQUIPMENT.

GENERAL NOTE:

NOT ALL BAF EQUIPMENT, PIPING, VALVES AND APPURTENANCES ARE SHOWN. SEE SPECIFICATIONS AND BAF MANUFACTURER'S SHOP DRAWINGS FOR ADDITIONAL ITEMS AND SCOPE OF EQUIPMENT, PIPING, VALVES AND APPURTENANCES SUPPLIED TO THE CONTRACTOR BY THE BAF MANUFACTURER.

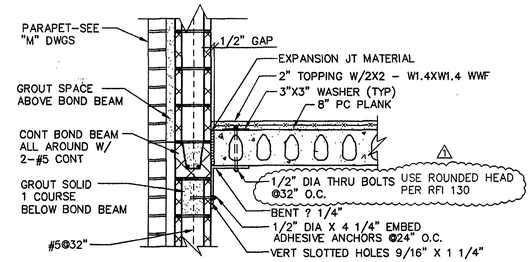

SECTION 1/16 16

SCALE: 3/4" = 1'-0"

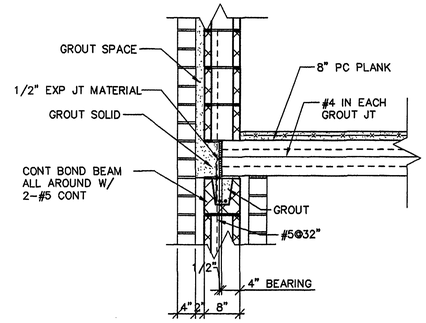

SECTION 2/16 16

SCALE: 3/4" = 1'-0"

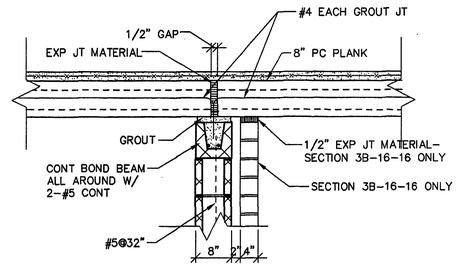

SECTION 3A/16 16 AS SHOWN

SCALE: 3/4" = 1'-0"

SECTION 3B/16 16 AS NOTED

SCALE: 3/4" = 1'-0"

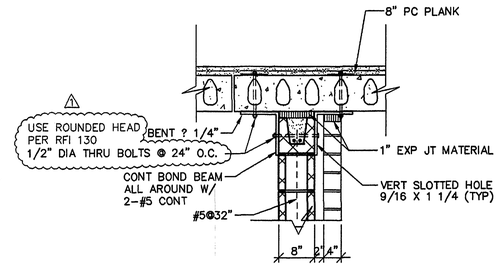

SECTION 4/16 16

SCALE: 3/4" = 1'-0"

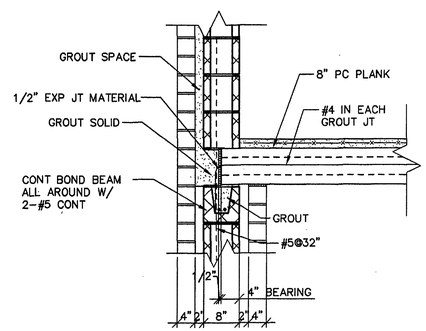

SECTION 5/16 16

SCALE: 3/4" = 1'-0"

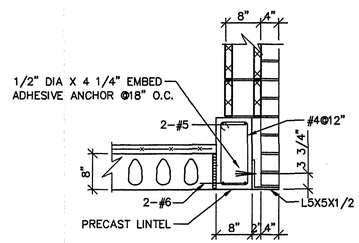

SECTION 6/16 16

4873 0060028592 I:\ACAD\PROJ\00600285\0060S374 Scale: 1:1i Date: 05/01/1997 Time: 08:43

MALCOLM PIRNIE
11832 Rock Landing Drive, Suite 400
Newport News, Virginia 23606

REVISIONS

NO.	BY	DATE	REMARKS
1	ARB	JAN. 2000	RECORD DRAWING

DES MZ
DWN MZ
CKD DB

ROANOKE VIRGINIA, CHARTERED 1852

CITY OF ROANOKE, VIRGINIA
WATER POLLUTION CONTROL PLANT
UPGRADE AND EXPANSION

BIOLOGICAL AERATED FILTER
ROOF PLAN AND SECTIONS

SCALE AS NOTED

COPYRIGHT © 1997
MALCOLM PIRNIE, INC.

DATE MAY 1997

S SHEET 16 OF 44

CAD REF. NO. 0060S374